

Colour Legend

- ☐ Retroreflective white
- ☒ Black

Notes:

1. This sign may be located in advance of a designated heavy vehicle pilot change area.
2. * Insert appropriate distance in kilometres, e.g. 1.



**Queensland
Government**

Department of Transport and Main Roads
Infrastructure Management & Delivery Division

Designed
RH 01/20

Checked
DJ 01/20

Scale
Not to Scale

GUIDE SIGN
"HEAVY VEHICLE PILOT CHANGE AREA
... km AHEAD"

APPROVED AS OFFICIAL TRAFFIC SIGN

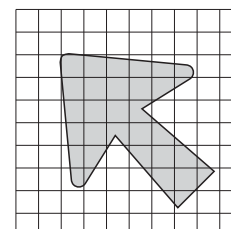
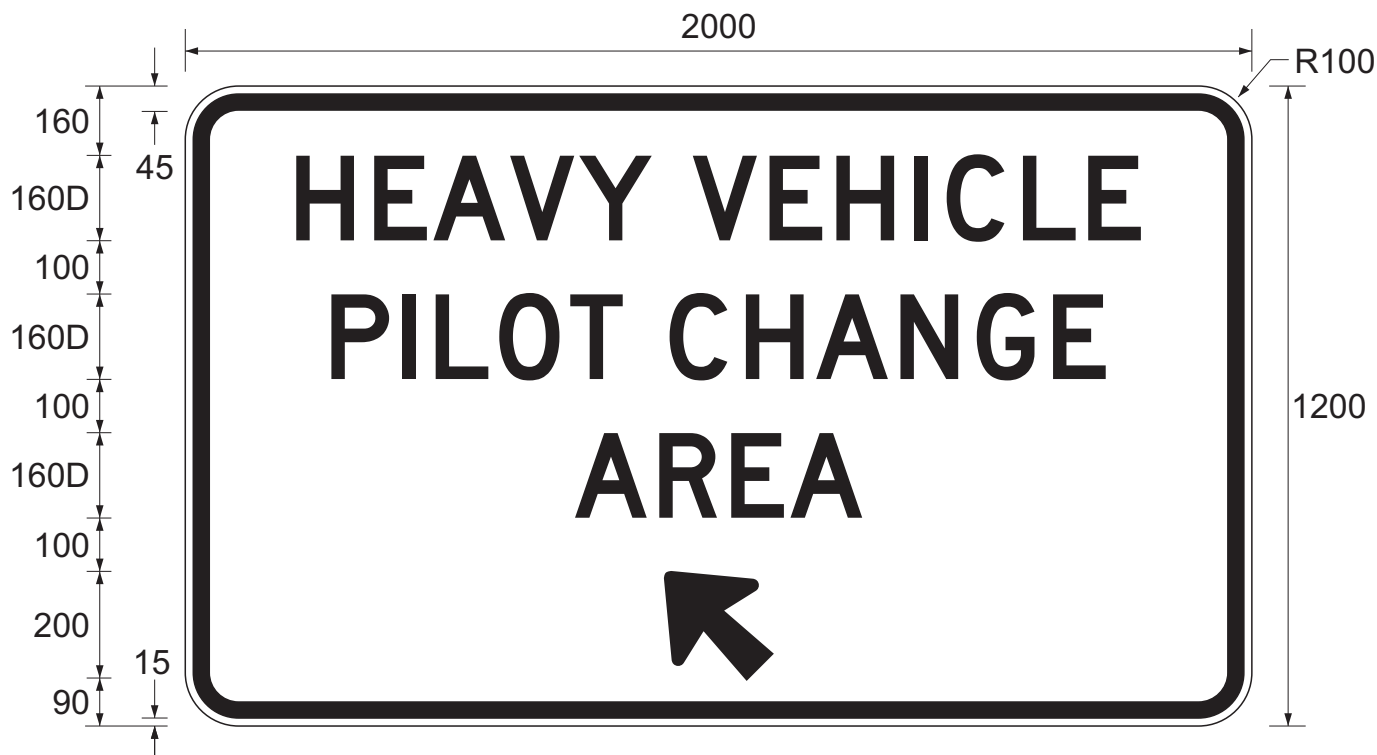
R King
PRINCIPAL ENGINEER
(Traffic Engineering)

09/01/20
Date

TC2318_1

Page 1 of 3

A ☐ ☐ ☐ ☐ ☐



Colour Legend

- Retroreflective white
- Black

Note: This sign may be located in advance of an exit to a designated heavy vehicle pilot change area.



**Queensland
Government**

GUIDE SIGN

“HEAVY VEHICLE PILOT CHANGE AREA”

Department of Transport and Main Roads
Infrastructure Management & Delivery Division

APPROVED AS OFFICIAL TRAFFIC SIGN

09/01/20
Date

TC2318_2

Page 2 of 3

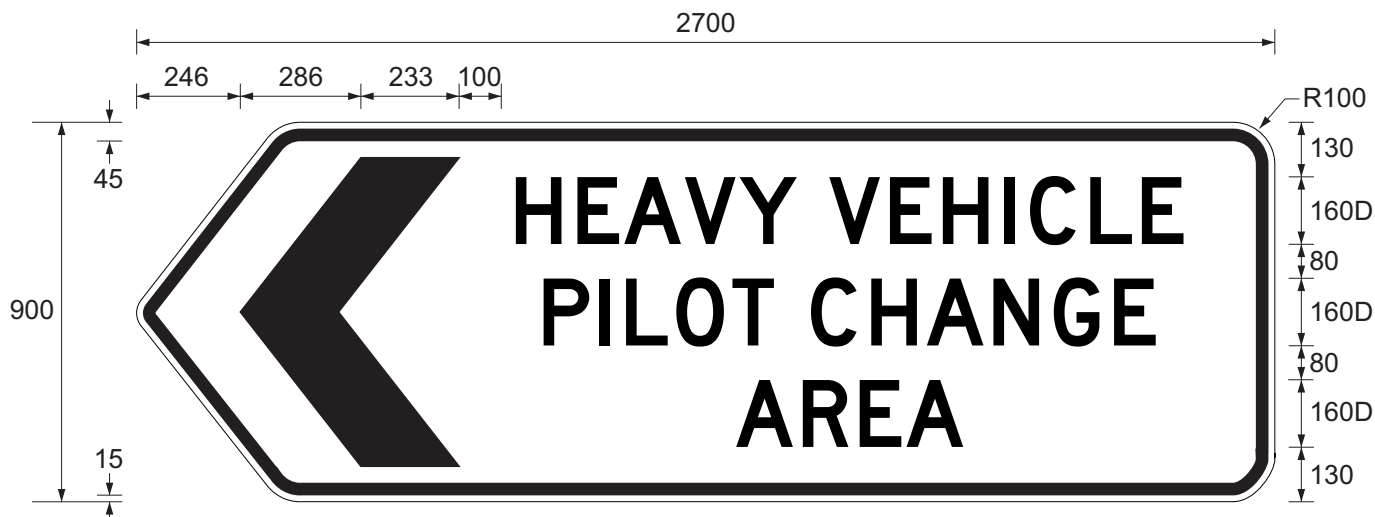
Designed
RH 01/20

Checked
DJ 01/20

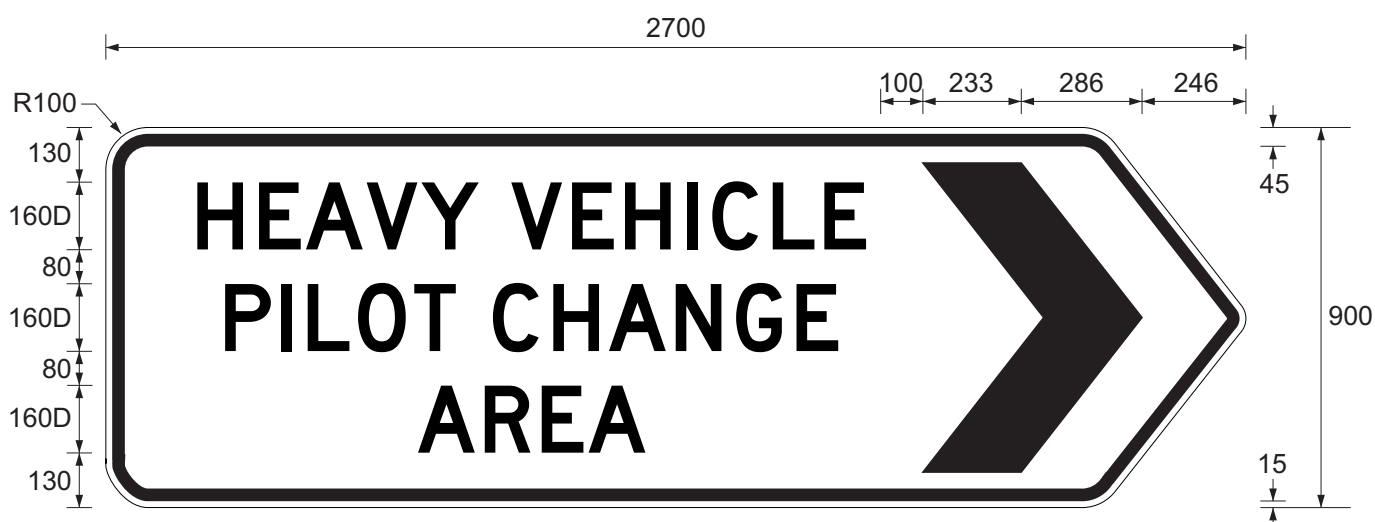
Scale
Not to Scale

R King
PRINCIPAL ENGINEER
(Traffic Engineering)

A

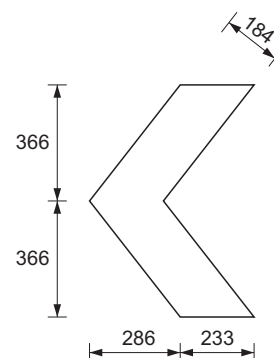


TC2318_3L



TC2318_3R

Chevron details



Colour Legend

- Retroreflective white
- Black

Notes:

1. This sign may be located at a designated heavy vehicle pilot change area.
2. Where the change area is located on the far side of the road, use alternate sign TC2318_3R.



**Queensland
Government**

Department of Transport and Main Roads
Infrastructure Management & Delivery Division

Designed
RH 01/20

Checked
DJ 01/20

Scale
Not to Scale

GUIDE SIGN

"HEAVY VEHICLE PILOT CHANGE AREA"

APPROVED AS OFFICIAL TRAFFIC SIGN

R King
PRINCIPAL ENGINEER
(Traffic Engineering)

09/01/20
Date

TC2318_3

Page 3 of 3

A